

RUDRAKṢR

Monthly Digital Magazine

INDEPENDENCE DAY



RUDRA&R

August 2019

3-11

Freedom Struggle

12-17

Raksha Bandhan

18-23

Palace Heights Report
Palace Heights July Report

24-29

Aquacasa Report
Aquacasa July Report

30-31

RERA Certificate

33-48

Palace Heights
Construction Images

" Mother, I bow to thee! Rich with thy hurrying streams, Bright with orchard gleams, Cool with thy winds of delight, Green fields waving, Mother of might, Mother free. Glory of moonlight dreams, Over thy branches and lordly streams, Clad in thy blossoming trees, Mother, giver of ease, Laughing low and sweet! Mother I kiss thy feet, Speaker sweet and low! Mother, to thee I bow. "

Bankim Chandra Chaterjee

Freedom Struggle

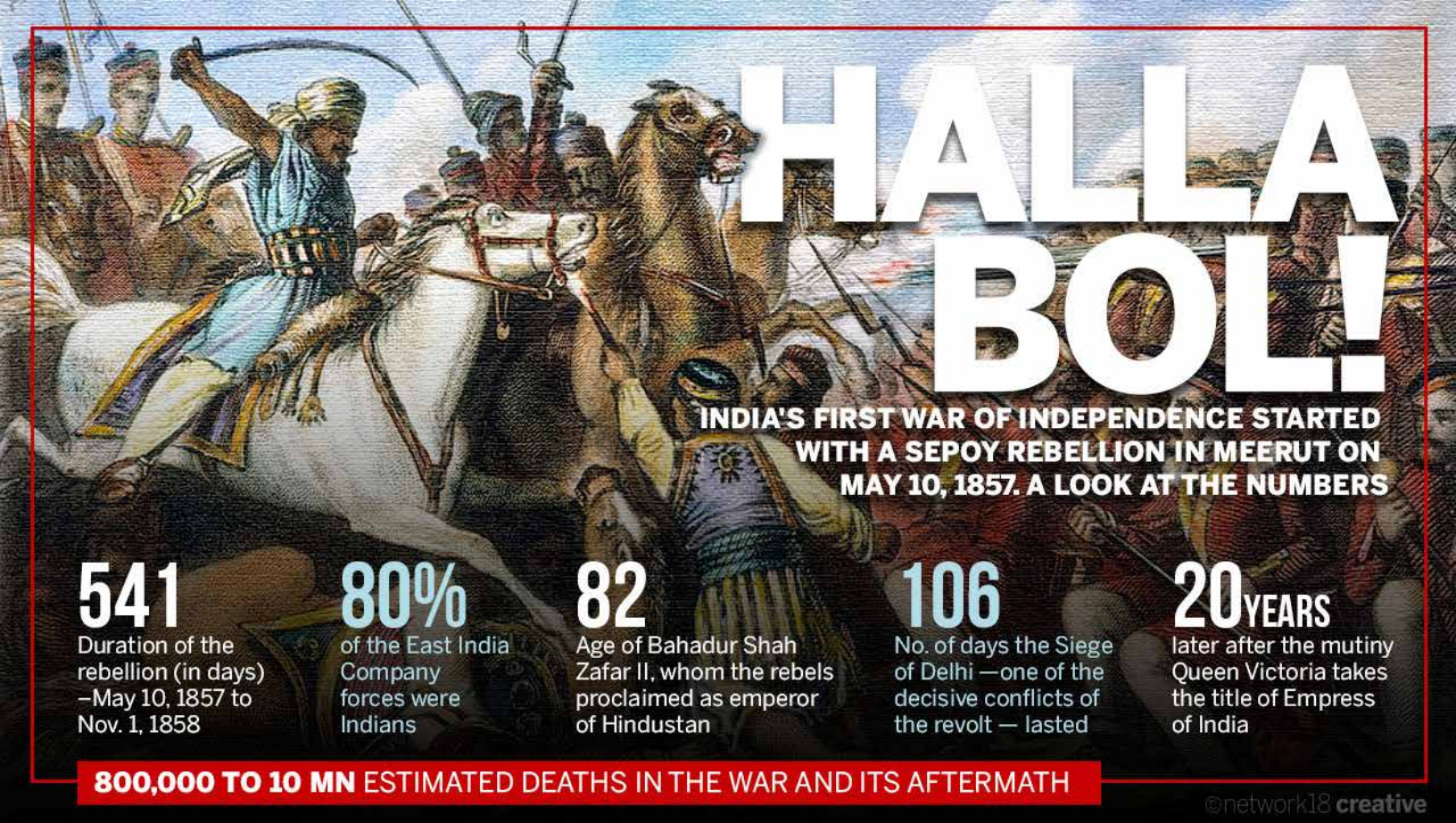
In ancient times, people from all over the world were keen to come to India. The Persians followed by the Iranians and Parsis immigrated to India. Then came the Moghuls and they too settled down permanently in India. Chengis Khan, the Mongolian, invaded and looted India many times. Alexander the Great too, came to conquer India but went back after a battle with Porus. He-en Tsang from China came in pursuit of knowledge and to visit the ancient Indian universities of Nalanda and Takshila. Columbus wanted to come to India, but instead landed on the shores of America. Vasco da Gama from Portugal came to trade his country's goods in return for Indian spices. The French came and established their colonies in India.

Lastly, the Britishers came and ruled over India for nearly 200 years. After the battle of Plassey in 1757, the British achieved political power in India. And their paramountcy was established during the tenure of Lord Dalhousie, who became the Governor- General in 1848. He annexed Punjab, Peshawar and the Pathan tribes in the north-west of India. And by 1856, the British conquest and its authority were firmly established. And while the British power gained its heights during the middle of the 19th century, the discontent of the local rulers, the peasantry, the intellectuals, common masses as also of the soldiers who became unemployed due to the disbanding of the armies of various states that were annexed by the British, became widespread. This soon broke out into a revolt which assumed the dimensions of the 1857 Mutiny.



The Indian Mutiny of 1857

The conquest of India, which could be said to have begun with the Battle of Plassey (1757), was practically completed by the end of Dalhousie's tenure in 1856. It had been by no means a smooth affair as the simmering discontent of the people manifested itself in many localized revolt during this period. However, the Mutiny of 1857, which began with a revolt of the military soldiers at Meerut, soon became widespread and posed a grave challenge to the British rule. Even though the British succeeded in crushing it within a year, it was certainly a popular revolt in which the Indian rulers, the masses and the militia participated so enthusiastically that it came to be regarded as the First War of Indian Independence.



541

Duration of the rebellion (in days)
– May 10, 1857 to Nov. 1, 1858

80%

of the East India Company forces were Indians

82

Age of Bahadur Shah Zafar II, whom the rebels proclaimed as emperor of Hindustan

106

No. of days the Siege of Delhi — one of the decisive conflicts of the revolt — lasted

20 YEARS

later after the mutiny Queen Victoria takes the title of Empress of India

800,000 TO 10 MN ESTIMATED DEATHS IN THE WAR AND ITS AFTERMATH

@network18 creative

Introduction of zamindari system by the British, where the peasants were ruined through exorbitant charges made from them by the new class of landlords. The craftsmen were destroyed by the influx of the British manufactured goods. The religion and the caste system which formed the firm foundation of the traditional Indian society was endangered by the British administration. The Indian soldiers as well as people in administration could not rise in hierarchy as the senior jobs were reserved for the Europeans. Thus, there was all-round discontent and disgust against the British rule, which burst out in a revolt by the 'sepoys' at Meerut whose religious sentiments were offended when they were given new cartridges greased with cow and pig fat, whose covering had to be stripped out by biting with the mouth before using them in rifles. The Hindu as well as the Muslim soldiers, who refused to use such cartridges, were arrested which resulted in a revolt by their fellow soldiers on May 9, 1857.

The rebel forces soon captured Delhi and the revolt spread to a wider area and there was uprising in almost all parts of the country. The most ferocious battles were fought in Delhi, Awadh, Rohilkhand, Bundelkhand, Allahabad, Agra, Meerut and western Bihar. The rebellious forces under the commands of Kanwar Singh in Bihar and Bakht Khan in Delhi gave a stunning blow to the British. In Kanpur, Nana Sahib was proclaimed as the Peshwa and the brave leader Tantya Tope led his troops. Rani Lakshmibai was proclaimed the ruler of Jhansi who led her troops in the heroic battles with the British. The Hindus, the Muslims, the Sikhs and all the other brave sons of India fought shoulder to shoulder to throw out the British. The revolt was controlled by the British within one year, it began from Meerut on 10 May 1857 and ended in Gwalior on 20 June 1858

The Non-Cooperation Movement

The Non-Cooperation Movement was pitched in under leadership of Mahatma Gandhi and the Indian National Congress from September 1920 to February 1922, marking a new awakening in the Indian Independence Movement. After a series of events including the Jallianwala Bagh Massacre, Gandhiji realised that there was no prospect of getting any fair treatment at the hands of British, so he planned to withdraw the nation's co-operation from the British Government, thus launching the Non-Cooperation Movement and thereby marring the administrative setup of the country. This movement was a great success as it got massive encouragement to millions of Indians. This movement almost shook the British authorities.

Simon Commission

The Non-cooperation movement failed. Therefore there was a lull in political activities. The Simon Commission was sent to India in 1927 by the British Government to suggest further reforms in the structure of Indian Government. The Commission did not include any Indian member and the Government showed no intention of accepting the demand for Swaraj. Therefore, it sparked a wave of protests all over the country and the Congress as well as the Muslim League gave a call to boycott it under the leadership of Lala Lajpat Rai. The crowds were lathi charged and Lala Lajpat Rai, also called Sher-e-Punjab (Lion of Punjab) died of the blows received in an agitation.



Civil Disobedience Movement

Mahatma Gandhi led the Civil Disobedience Movement that was launched in the Congress Session of December 1929. The aim of this movement was a complete disobedience of the orders of the British Government. During this movement it was decided that India would celebrate 26th January as Independence Day all over the country. On 26th January 1930, meetings were held all over the country and the Congress tricolour was hoisted. The British Government tried to repress the movement and resorted to brutal firing, killing hundreds of people. Thousands were arrested along with Gandhiji and Jawaharlal Nehru. But the movement spread to all the four corners of the country. Following this, Round Table Conferences were arranged by the British and Gandhiji attended the second Round Table Conference at London. But nothing came out of the conference and the Civil Disobedience Movement was revived.

During this time, Bhagat Singh, Sukhdev and Rajguru were arrested on the charges of throwing a bomb in the Central Assembly Hall (which is now Lok Sabha) in Delhi, to demonstrate against the autocratic alien rule. They were hanged to death on March 23, 1931.



Quit India Movement

In August 1942, Gandhiji started the 'Quit India Movement' and decided to launch a mass civil disobedience movement 'Do or Die' call to force the British to leave India. The movement was followed, nonetheless, by large-scale violence directed at railway stations, telegraph offices, government buildings, and other emblems and institutions of colonial rule. There were widespread acts of sabotage, and the government held Gandhi responsible for these acts of violence, suggesting that they were a deliberate act of Congress policy. However, all the prominent leaders were arrested, the Congress was banned and the police and army were brought out to suppress the movement.

Meanwhile, Netaji Subhash Chandra Bose, who stealthily ran away from the British detention in Calcutta, reached foreign lands and organized the Indian National Army (INA) to overthrow the British from India.



The Second World War broke out in September of 1939 and without consulting the Indian leaders, India was declared a warring state (on behalf of the British) by the Governor General. Subhash Chandra Bose, with the help of Japan, preceded fighting the British forces and not only freed Andaman and Nicobar Islands from the Britishers but also entered the north-eastern border of India. But in 1945 Japan was defeated and Netaji proceeded from Japan through an aeroplane to a place of safety but met with an accident and it was given out that he died in that air-crash itself.

"Give me blood and I shall give you freedom" - was one of the most popular statements made by him, where he urges the people of India to join him in his freedom movement.

Partition of India and Pakistan

At the conclusion of the Second World War, the Labour Party, under Prime Minister Clement Richard Attlee, came to power in Britain. The Labour Party was largely sympathetic towards Indian people for freedom. A Cabinet Mission was sent to India in March 1946, which after a careful study of the Indian political scenario, proposed the formation of an interim Government and convening of a Constituent Assembly comprising members elected by the provincial legislatures and nominees of the Indian states. An interim Government was formed headed by Jawaharlal Nehru. However, the Muslim League refused to participate in the deliberations of the Constituent Assembly and pressed for the separate state for Pakistan. Lord Mountbatten,

the Viceroy of India, presented a plan for the division of India into India and Pakistan, and the Indian leaders had no choice but to accept the division, as the Muslim League was adamant. Thus, India became free at the stroke of midnight, on August 14, 1947. (Since then, every year India celebrates its Independence Day on 15th August). Jawaharlal Nehru became the first Prime Minister of free India and continued his term till 1964. Giving voice to the sentiments of the nation, Prime Minister, Pandit Jawaharlal Nehru said,

Long years ago we made a tryst with destiny, and now the time comes when we will redeem our pledge, not wholly or in full measure, but very substantially. At the stroke of the midnight hour, when the world sleeps, India will awake to life and freedom. A moment comes, which comes but rarely in history, when we step out from the old to the new, when an age ends and when the soul of a nation, long suppressed, finds utterance.... We end today a period of ill fortune, and India discovers herself again.





Raksha Bandhan

Raksha Bandhan is a popular festival celebrated across the country. Irrespective of caste and creed people from all walks of life participate in this festival. It is celebrated on the full moon day of the lunar month Shravana (Shravana Poornima) which also coincides with Upa-karma (changing the sacred thread for the brahmins, Avani Avittom in South India).

The festival is also called as Rakhi Poornima, Nariyal Poornima and Kajari Poornima in different states and is celebrated differently.

How to celebrate Raksha Bandhan?

On the occasion of this festival sisters generally apply tilak to the forehead of their brothers, tie the sacred thread called Rakhi to the wrist of their brothers and do arati and pray for their good health & long life. This thread, which represents love and sublime sentiments, is called the '**Raksha Bandhan**' means '**a bond of protection**'. The brother in return offers a gift to his sister and vows to look after her. Before tying a Rakhi on their brothers hand the sisters first tie a Rakhi on the Tulasi plant and the another Rakhi on the peepal tree asking for the protection of nature – ***Vriksha Raksha Bandhan***.

Origin of Raksha Bandhan Festival

The festival of Raksha Bandhan is known to have originated centuries before and there are several stories related to the celebration of this special festival. Some of the various accounts related to the Hindu mythology are described below:

- Indra Dev and Sachi- According to the ancient legend of Bhavishya Purana, once there was a fierce battle between Gods and demons. Lord Indra- the principle deity of sky, rains and thunderbolts who was fighting the battle on the side of Gods was having a tough resistance from the powerful demon King, Bali. The war continued for a long time and did not come to a decisive end. Seeing this, Indra's wife Sachi went to the Lord Vishnu who gave her a holy bracelet made up of cotton thread. Sachi tied the holy thread around the wrist of her husband, Lord Indra who ultimately defeated the demons and recovered the Amaravati. The earlier account of the festival described these holy threads to be amulets which were used by women for prayers and were tied to their husband when they were leaving for a

war. Unlike, the present times, those holy threads were not limited to brother-sister relationships.

- King Bali and Goddess Lakshmi- As per an account of Bhagavata Purana and Vishnu Purana, when Lord Vishnu won the three worlds from the demon King Bali, he asked by the demon king to stay beside him in the palace. The Lord accepted the requested and started living with the demon king. However, Goddess Lakshmi, wife of Lord Vishnu wanted to return to his native place of Vaikuntha. So, she tied the rakhi around the wrist of demon king, Bali and made him a brother. On asking about the return gift, Goddess Lakshmi asked Bali to free her husband from the vow and let him return to Vaikuntha. Bali agreed to the request and Lord Vishnu returned to his place with his wife, Goddess Lakshmi.

- Santoshi Maa- It is said that the two sons of Lord Ganesha namely, Shubh and Labh were frustrated that they had no sister. They asked for a sister from their father who finally obliged to their sister on the intervention of saint Narada. This is how Lord Ganesha created Santoshi Maa through the divine flames and the two sons of Lord Ganesha got their sister for the occasion of Raksha Bandhan.

- Krishna and Draupadi- Based on an account of Mahabharat, Draupadi, wife of Pandavas tied a rakhi to Lord Krishna while Kunti tied the rakhi to grandson Abhimanyu before the epic war.

- Yama and the Yamuna- Another legend says that the death God, Yama did not visit his sister Yamuna for a period of 12 years who ultimately became very sad. On the advice of Ganga, Yama went to meet his sister Yamuna who has very happy and performed hospitality of her brother, Yama. This made the Yama delighted who asked

Yamuna for a gift. She expressed her desire to see her brother again and again. Hearing this, Yama made his sister, Yamuna immortal so that he could see her again and again. This mythological account forms the basis of festival called "Bhai Dooj" which is also based on the brother-sister relationship.

Importance of Raksha Bandhan among various religions in India

- Hinduism-** The festival is mainly celebrated by the Hindus in the northern and western parts of India along with countries like Nepal, Pakistan and Mauritius.
- Jainism-** The occasion is also revered by the Jain community where Jain priests give ceremonial threads to the devotees.
- Sikhism-** This festival devoted to the brother-sister love is observed by the Sikhs as "Rakhardi" or Rakhari.

Singificance

The concept of Raksha Bandhan is mainly that of protection. Commonly we find people going to the priests in temples and getting a sacred thread tied to their hands. We find this in the temple of Kala Bhairava at Varanasi where people get a black thread tied to their wrist. Similarly at Sri Vaishnodevi Temple in Jammu, we find people tying red band to their forehead after worshipping the Goddess.

In Hindu religious functions we observe the priest tying a thread to the wrist of person/s performing the ritual before its commencement. It is believed and said that even Yagnopaveetam (sacred thread across the chest) acts as a Raksha (protection) to the wearer if one maintains its sanctity.

In the concept of Marriage, Mangala Sutra (tied around the neck of the bride) and Kankana Bandhana (a thread tied to the wrist of the bride and groom by each other) also has a similar inner significance.

The tying of a Rakhi is not confined to a brother and sister. It could also be tied by a wife to her husband, or by a disciple to the Guru. This bond does not have to be between blood relatives – a girl might adopt a boy as her brother through the tying of a Rakhi. This ritual not only strengthens the bond of love, but also transcends the boundaries of the family. When a Rakhi is tied on the wrists of close friends and neighbors, it underscores the need for a harmonious social life. This helps to broaden ones' vision beyond the borders of ones own family to the entire earth (vasudha) as one family – Vasudhaiva kutumbakam.

According to Indian religious lore, Lord Siva is considered as the Father and Goddess Parvati as the Mother. The devotees of the Lord are my relatives, and I belong to all the three worlds.

माता च पार्वती देवी पिता देवो महेश्वरः
बान्धवाश् शिव भक्ताश्च स्वदेशो भुवनत्रयम्

Mythological references

Indra – Sachi Devi : As per Bhavishya Purana, Indra the King of Devas was advised by Deva Guru Brihaspati to wear a Rakhi as a protection against enemies (Demons) when he was facing defeat at the hands of Vritra Asura. Accordingly Sachi Devi (consort of Indra) tied a Rakhi to Indra.

According to one mythological allusion, Rakhi was intended to be the worship of the sea-god Varuna. Hence, offerings of coconut to Varuna, ceremonial bathing and fairs at waterfronts accompany this festival. Usually fishermen offer coconut and rakhi to the Sea God Varuna – this festival is known as Nariyal Poornima.

Historical References

It is said that when Alexander was defeated at the hands of the great Hindu King Purushottam of Punjab, Alexander's wife tied a Rakhi to Purushottam to protect her husband from being slain.

During the days of Emperor Humayun, it is believed that Rani Karnavati (Queen of Chittor) had sent a Rakhi to emperor Humayun in order to get protection from Bahadur Shah who was invading her kingdom. In spite of being of a different religion, he rushed to her help.

Architect Report - JULY 2019

RUDRA

Lifestyle Statements

Dated: - 03/07/2019

TO WHOMSOEVER IT MAY CONCERN
Subject: Project Status Palace Heights

This is to certify to best of our knowledge that the below mentioned construction status of Project "Palace Heights" at "GH-02B, Sec 1, Greater Noida West" by "RudraBuildwell Projects Pvt. Ltd.", holds true as on the date of this document. Latest site images of the respective towers are attached with this document as "Annexure I"

Tower No.	Construction Status	Remarks
A1	Terrace Floor (G/S+22) Structure complete	Machine room Brick work & Electrical work, Internal Plaster Work Done. Structure work Done. External Plaster done. Primer and Putty 1 st coat done. Internal Plaster complete, 1st coat putty done. Entrance lobby Italian flooring done Wall tile done Floor tile done. Main & fire staircase stone done. Terrace waterproofing done. UPVC door/window done. Lift installation done. Main Door shutter 95% done.
A2	Terrace Floor (G/S+22) Structure complete	Machine room & Mummy Brick work done & Electrical work is Done. Structure work Done. Schedule 80, CPVC & UPVC done. Internal Plaster Work done. External Plaster complete. Passage area Puttydone. External Putty 1 st coat done. Wall Tile work done. uPVC DOOR WINDOW 98% done. Kitchen counter stone done. Lift lobby stone done. Firefighting done. Lift installation 95% done. OHT tile work done Brick bat coba done. Main door shutter 95% done.
A3	Terrace Floor (G/S+22) Structure complete	Machine room & Mummy Brick work & Electrical work Done. Structure work done. CPVC & UPVC has done. Internal Plaster Work done. External Plaster complete. Putty 1 st coat done. Passage area putty. Internal Putty 1st coat done. Wall Tile work done. Floor Tile done. Toilet floor done. Internal Toilet Water Proofing Done. uPVC Door/window 95% done. OHT waterproofing and tile work done. Main door shutter 70% done.
A4	Terrace Floor (G/S+22) Structure complete	Brick work Done. Structure work Mummy Slab Done, water tank WIP. Electrical works done. CPVC & UPVC done. Internal Plaster Work done. External Plaster & Premier is in progress. Wall Tile work done except 22 nd floor. Toilet waterproofing done. Firefighting done. Floor tile WIP. External putty and Paint 1 st coat done. uPVC Door/window 90% done. Stone work in lift lobby and staircase 75% done.
B1	Terrace Floor (G/S+22) Mummy slab casting done, Water tank done	Brick work done. Structure work Mummy slab is done CPVC Work is done. Electrical work is done. Internal Plaster Work upto 22 nd floor is done. External Plaster work done. Toilet wall tile 1 to 22 nd floor done. Primer work WIP. Firefighting work done. Balcony railing done
B2	Terrace Floor (G/S+22) Mummy slab casting done	Brick work done. Structure work in progress. CPVC Work is Done. Electrical work is done on 22 nd floor. Internal Plaster Work done on 22 nd floor. External Plaster done. Toilet wall tile 1st to 22 nd floor done. Firefighting work done. Balcony railing done
B3	Terrace Floor (G/S+23) Mummy slab casting done, Water tank done	Brick work done. Mummy slab done. Mummy brick work and plaster done. CPVC work is done up to 21 st floor. Electrical work done. Internal Plaster Work done on 22 nd floor. External Plaster work is in progress. Balcony railing 80% done
B4	Terrace Floor (G/S+23) Mummy slab casting done, Water tank done	Brick work done. Structure work Mummy slab and Brick work is done. Water tank done. CPVC work is done up to 18 th floor. Electrical Work is done on 22 nd floor. Internal Plaster Work done. External Plaster done except builder hold area. Balcony railing done 60%
B5	Terrace Floor (G/S+23) slab casting done, Mummy slab casting done, Water tank done	Brick work done. Structure work Mummy Slab Done. Mummy B/W plaster done. Water tank done. CPVC Work is Done. Electrical work done. Internal Plaster Work done. External Plaster work is in progress. Balcony railing 97% done. Door frame WIP.
B6	Terrace Floor (G/S+22) Slab Casting & Mummy slab done, Overhead Water tank casting done, Machine room slab done	Brick work done. Structure work Machine Room done. CPVC Work is Done. Electrical work done. Internal Plaster Work done. External Plaster done. Toilet wall tile from 1 to 16 th floor done. Both staircase plaster done. Firefighting WIP. External putty WIP.
Roof Tower		Part 4, 5 Ground Floor slab casting. STP wall casting done. Part C Non tower Upper Basement Slab casting done & Ground Floor Slab done. PCC 75% done. & Part-7 done including Ground floor level, Part 10 Upper Basement Slab done, ground floor done. Part 9 upper basement and Ground floor slab 95% done & Part -3 upper basement and Ground floor slab done. Main gate No. 2 done & Gate No. 1 work is in progress. Club Ground floor slab done.
Landscaping & Commercial		Commercial Landscaping done. Area between commercial and A1/A2/A3 done. Commercial external/internal plaster done. Stone work 75% done. Gate No. 2 Jali and Gwalior nilmt done. Cobel stone 90% done. Boundary wall in progress. Landscaping in central area in progress. Waterproofing work in progress.

RUDRA BUILDWELL PROJECTS PVT.LTD.




FRONT MAIN ENTRANCE GATE CONSTRUCTION ON PROGRESS



COM M ER C I A L S H O P S F R O N T



COM M ER C I A L S H O P S S I D E



GATE NO. 2



FRONT GATE NO. 1



GATE NO. 2 ENTRY AREA



TOWER A-1, A-2 & A-4



TOWER A-1 REAR



TOWER A-2 FRONT



TOWER A-3 FRONT



TOWER A-3 REAR



TOWER A-4 FRONT



TOWER A-4 SIDE



TOWER A-2 REAR



TOWER B-1 FRONT



TOWER B-1 REAR



TOWER B-1 SIDE



TOWER B-2 FRONT



TOWER B-2 REAR



TOWER B-3 FRONT



TOWER B-3 REAR




TOWER B-4 REAR



TOWER B-4 FRONT



TOWER B5-REAR



TOWER B-5 SIDE



TOWER B-6 SIDE



TOWER B-6 NON
TOWER AREA



CLUB GROUND FLOOR



B-4 SIDE RAMP



SEWER WORKS NEAR A-1



PLANTATION WORK



PLANTATION WORK



REAR SIDE BOUNDRY WALL

Architect Report - JULY 2019



Dated: 03/07/2019

TO WHOMSOEVER IT MAY CONCERN

Subject: Project status AQUA CASA

This is to certify to best of our knowledge that the below mentioned construction status of Project "AQUA CASA" at "GH-05A, Sector-16, Greater Noida West" by "Rudra Buildwell Homes Pvt. Ltd.", holds true as on the date of this document. Latest site images of the respective towers are attached with this document as "Annexure I".

Tower No.	Construction status	Remarks
T - 3	9 th floor slab done & 9 th to 10 th floor column layout WIP	Structure work is in progress. Brick work at 2 nd floor work done.
T - 4	T4 - structure complete	Brick work 1 st to 20 th floor complete. Internal plaster 2 nd to 19 th floor complete. External plaster 98% done & balance WIP. Door frame fixing 610/820 nos. Railing fixing (casted) 350/360 nos. Kitchen counters complete. Wall tiles toilets 240/240 nos. Electrical conduit complete 2 nd to 20 th floor. CPVC plumbing toilet & kitchen complete 2 nd to 20 th floor. CPVC plumbing toilet & kitchen complete 2 nd to 20 th floor. Firefighting WIP. Putty 1 st coat wip. Water tank waterproofing and tiling done. Coba done. Kitchen counters stone 6 th to 20 th done. Entrance lobby stone work done.
T - 5	T5 - structure complete	Brick work 1 st to 20 th floor complete. Internal plaster 1 st to 20 th floor complete. External Plaster 94% done. Door frame fixing 670/820 nos. Railing fixing (casted) 340/360 nos. Kitchen counters RCC complete. Wall tiles toilets 224/240 nos. Electrical conduit complete 2 nd to 20 th floor. CPVC plumbing toilet & kitchen complete 2 nd to 20 th floor. 1 st Floor PCC done. Counter stone 12 floor done. Firefighting 1 st to 20 th floor done. OHT Waterproofing & tile work done. External Putty work in progress.
T - 6	T6 - structure complete	Brick work 1 st to 20 th floor complete. Internal plaster 1 st to 20 th floor complete. External plaster 80% complete. Door frame fixing 680/780 nos. Kitchen counter complete 2 nd to 20 th floor. Railing casted 280/360. Electrical conduit complete 2 nd to 20 th floor. CPVC plumbing toilet & kitchen complete 2 nd to 20 th floor. Firefighting wip. OHT Waterproofing & tile work done. External Putty work in progress. Brick coba done.
T - 7	T7 - structure complete	Brick work 1 st to 20 th floor complete. Internal plaster 2 nd to 20 th floor complete. External plaster - 92% done. Door frame fixing 755/820 nos. Railing fixing (casted) 360/360 nos. Kitchen counter complete 2 nd to 20 th floor. Wall tiles toilets 220/240 nos. Electrical conduit complete 2 nd to 20 th floor. CPVC plumbing toilet & kitchen complete 2 nd to 20 th floor. Firefighting 2 nd to 20 th floor complete & balance WIP. UPVC complete 240/240 nos. Putty 1 st coat wip. Sunken area waterproofing 10 th to 20 th floor done. Brick bat coba done. OHT Waterproofing & tile work done. Water tank external plaster done.
T - 8	T8 - structure complete	Brick work 1 st to 20 th floor complete. Internal plaster 2 nd to 20 th floor complete. External plaster - 85% done. Door frame fixing 680/820 nos. Railing fixing (casted) 260/360 nos. Kitchen counter complete 2 nd to 20 th floor. Wall tiles toilets 220/240 nos. Electrical conduit complete 2 nd to 20 th floor. CPVC plumbing toilet & kitchen complete 2 nd to 20 th floor. Firefighting 2 nd to 20 th floor complete & balance WIP. Brick bat coba done. OHT Waterproofing & tile work done.
T - 9	T9 - structure complete	Brick work 1 st to 20 th floor complete. Internal plaster 2 nd to 20 th floor complete. External plaster - 92% done. Door frame fixing 770/820 nos. Railing fixing (casted) 320/360 nos. Kitchen counters complete. Wall tiles toilets 235/240 nos. Electrical conduit complete 1 st to 20 th floor. CPVC plumbing toilet & kitchen complete 2 nd to 20 th floor. Fire fighting 2 nd to 12th floor complete. Brick bat coba done. OHT Waterproofing & tile work done.
T - 10	T-10 Structure in progress	12 th Floor roof slab casted.
T - 11	T-11 Structure in progress	13 th floor roof slab casting in progress
T - 18	T-18 Structure in progress	9 th floor roof slab casted and Column work in progress
Non Tower	T4 to T9 & T18, T3, T10, T11	Work is in progress. Ramp casted between tower T6 & T7. Non tower basement slab complete from T10 to T8 front side. T4 to T6 slab complete back side. T9 to T7, T8 to T9, T4 to T6 40000 Sqft slab done. Planter work with APP waterproofing with screeding done in front of T4 to T6. Boundary wall Phase-1 95% done.



Admin Office : A-66, Sec-63, Noida-201 301 (U.P) | Regd. Office : D-53, Okhla Phase -I, New Delhi - 110 020
Tel.: 0120-4769999 | E-mail : rbd@rudrabuildwell.com | www.rudrabuildwell.com



TOWER T-4 FRONT



TOWER T-4 REAR



TOWER T-5 FRONT



TOWER T-5 REAR



TOWER T-6 SIDE



TOWER T-6 FRONT



TOWER T-6 REAR

02 Aug 2018 at 5:17:27
 44" N, 77° 27' 30"
 Greater N



TOWER T-7 FRONT



TOWER T-7 REAR



TOWER T-7 SIDE



TOWER T-8 FRONT



TOWER T-8 REAR



TOWER T-9 SIDE



TOWER T-9 FRONT



TOWER T-9 REAR



TOWER T-10 FRONT



T-10 SIDE



TOWER T-11



TOWER T-18 FRONT



TOWER T-3 FRONT



T-7 TO T-9 REAR SIDE NON TOWER CENTRAL AREA



T-4 TO T-6 REAR SIDE NON TOWER TOWER CENTRAL AREA
COLUMN & SLAB CASTING



RAM P WITH NON TOWER BETWEEN TOWER-T6 & TOWER-T7



TOWER T-4 TO T-6 REAR SIDE NON TOWER CENTRAL AREA



TOWER T-6 TO T-4 NONTOWER AREA



TOWER T-7 TO T-9 NONTOWER AREA



T-10 NONTOWER AREA



T-11 NONTOWER AREA



BOUNDRY WALL

**RERA
CERTIFICATE**

RUDRA PALACE HEIGHTS

FORM C

[See rule 6(1)]

REGISTRATION CERTIFICATE OF PROJECT

This registration is granted under section 5 of the Act to the following project under project registration number

UPRERAPRJ7895

Project Name : RUDRA PALACE HEIGHTS

Project Address : Tehsil - Gautam Buddha Nagar, District - Gautam Buddha Nagar

1. RUDRA BUILDWELL PROJECTS PRIVATE LIMITED firm / society / company / competent authority having its registered office / principal place of business at .

2. This registration is granted subject to the following conditions, namely:-

- (i) The Promoter shall enter into an agreement for sale with the allottees in the form to be prescribed separately;
- (ii) The promoter shall execute and register a conveyance deed in favour of the allottee or the association of the allottees, as the case may be, of the apartment or the common areas as per section 17;
- (iii) The promoter shall deposit seventy percent of the amounts realised by the promoter in a separate account to be maintained in a schedule bank to cover the cost of construction and the land cost to be used only for the purpose as per sub clause (D) of clause (1) of sub-section (2) of section 4;
- (iv) The registration shall be valid for a period of 6 years commencing from 01-01-2013 and ending with 31-12-2019 unless renewed by the Real Estate Regulatory Authority in accordance with section 6 read with rule 7 of the Act;
- (v) The promoter shall comply with the provisions of the Act and the rules and regulations made thereunder;
- (vi) The promoter shall not contravene the provisions of any other law for the time being in force in the area where the project is being developed;

3. If the above mentioned conditions are not fulfilled by the promoter, the regulatory authority may take necessary action against the promoter including revoking the registration granted herein, as per the Act and the rules and regulations made thereunder.

This is system generated certificate, need not require any signature, however authenticity of the certificate can be Verified any time on the website by registration no.

**RERA
CERTIFICATE**



FORM C

[See rule 6(1)]

REGISTRATION CERTIFICATE OF PROJECT

This registration is granted under section 5 of the Act to the following project under project registration number

UPRERAPRJ6649

Project Name : RUDRA AQUACASA

Project Address : Tehsil - Gautam Buddha Nagar, District - Gautam Buddha Nagar

1. RUDRA BUILDWELL HOMES PRIVATE LIMITED firm / society / company / competent authority having its registered office / principal place of business at .

2. This registration is granted subject to the following conditions, namely:-

- (i) The Promoter shall enter into an agreement for sale with the allottees in the form to be prescribed separately;
- (ii) The promoter shall execute and register a conveyance deed in favour of the allottee or the association of the allottees, as the case may be, of the apartment or the common areas as per section 17;
- (iii) The promoter shall deposit seventy percent of the amounts realised by the promoter in a separate account to be maintained in a schedule bank to cover the cost of construction and the land cost to be used only for the purpose as per sub clause (D) of clause (1) of sub-section (2) of section 4;
- (iv) The registration shall be valid for a period of 6 years commencing from 01-04-2014 and ending with 31-12-2020 unless renewed by the Real Estate Regulatory Authority in accordance with section 6 read with rule 7 of the Act;
- (v) The promoter shall comply with the provisions of the Act and the rules and regulations made thereunder;
- (vi) The promoter shall not contravene the provisions of any other law for the time being in force in the area where the project is being developed;

3. If the above mentioned conditions are not fulfilled by the promoter, the regulatory authority may take necessary action against the promoter including revoking the registration granted herein, as per the Act and the rules and regulations made thereunder.

This is system generated certificate, need not require any signature, however authenticity of the certificate can be Verified any time on the website by registration no.

BRAND USED IN OUR PROJECT

[Click Here](#)
PALACE HEIGHTS

[Click Here](#)
AQUACASA





WORK IN PROGRESS



JOURNEY TO POSSESSION



WORK IN PROGRESS



JOURNEY TO POSSESSION



WORK IN PROGRESS



JOURNEY TO POSSESSION



WORK IN PROGRESS



JOURNEY TO POSSESSION



WORK IN PROGRESS



JOURNEY TO POSSESSION



WORK IN PROGRESS



JOURNEY TO POSSESSION



WORK IN PROGRESS



JOURNEY TO POSSESSION



WORK IN PROGRESS



JOURNEY TO POSSESSION



रास



RAS CO-OPERATIVE HOUSING SOCIETY (Operated & Registered By Rajya Sabha Employees)

रास (राज्यसभा) को-ऑपरेटिव हाउसिंग सोसाइटी

रास (राज्यसभा) को-ऑपरेटिव हाउसिंग सोसाइटी जो की रास (राज्यसभा) के उच्च अधिकारियों श्री प्रदीप चतुर्वेदी (डायरेक्टर आई.टी. राज्यसभा), श्री आशुतोष अवस्थी जी, श्री राजेंद्र प्रसाद तिवारी जी और कुछ अन्य लोगो द्वारा 2014 में बनायी गयी है जिसका उद्देश्य राज्य सभा, लोक सभा और सेक्रेट्रिएट के कर्मचारियों और उनके परिवार को उच्चतम और हाई एन्ड घर उपलब्ध करना था। अब सोसाइटी की सदस्यता राज्य एवं केन्द्र के कर्मचारियों के लिये खोल दी गयी है।

यह कहाँ स्थित है ?

सहकारी समिति के नियमों के अनुसार, किसी भी एप्रूव्ड भूमि का अधिग्रहण सीजीएस द्वारा किया जाता है। लेकिन नोयडा क्षेत्र में भूमि का अधिग्रहण बिल्डिंग प्रणाली से प्राधिकरण द्वारा आवंटित किया जाता है। तो रास को भूमि अधिग्रहण किसी अधिकृत बिल्डर की क्रेडिटिबिलिटी और लीगल अप्रोवल्स जैसे की माइनिंग, फायर फाइटिंग, एयर ट्रीफिक और एनवायरमेंट क्लीयरेंस की जाँच के बाद करनी थी, सोसाइटी के सदस्यों को ध्यान में रखते हुए जोकि Bureaucrats, Secretariat ऑफिशल्स, संसद सदस्य है रास ने एक 3 साइड ओपन भूमि Demarke की है।

जिसका पता: प्लॉट नंबर 05ए, सेक्टर 16, ग्रेटर नोयडा वेस्ट है।

(14 लेन एन.एच-24 से 800मी. की दूरी पर)

सोसाइटी का सदस्य होने का लाभ

- ◆ एक प्रतिष्ठत समुदाय के मेंबर होने के कारण आपके परिवार को safe और intellectual वातावरण में रहने का मौका मिलता है।
- ◆ समाज के प्रमुख सदस्य निर्माण कार्य का मासिक मूल्यांकन द्वारा निर्माण की गुणवत्ता का ख्याल रखेंगे और सुनिश्चित करेंगे कि आपका फ्लैट समय पर आपको मिल जाए।
- ◆ सोसाइटी का मेंबर होने के बाद आपको लिए इजी लोन की सुविधा सरकारी बैंकों से उपलब्ध होगी। (आपके फाइनेंसियल पर निर्भर करता है)

Contact: 9560895660/61



Address- A46, Sector - 63, Noida, Tel. - 0120-473688, Email : membership@rajyasabhache.org, Web. - www.rajyasabhache.org

PRESENTS SMART DIGITAL HOMES



2 BHK+ Study
1320 sq.ft.
Luxury Homes

RAS (RAJYA SABHA CO-OPERATIVE HOUSING SOCIETY)

(Operated & Registered By Rajya Sabha Employees)

Rajya Sabha Cooperative Housing Society LTD also known as RAS which was founded by some officials of Rajya Sabha Secretariat which includes Mr. Pradeep Chaturvedi (OSD to Lok Sabha Speaker), Mr. Ashutosh Awasthi, Mr. Rajendra Prasad Tiwari in 2014, which was having a mission to provide High End apartments to the employees of the Rajya Sabha and Lok Sabha Secretariat and their families and friends.

FEATURES



SMART DOOR LOCK



SMART SECURITY DEVICE



SMART SMOKE SENSOR



SMART LIGHTS / BULBS



SMART SWITCHES



SMART OCCUPANCY SENSOR



SMART DOOR BELL

Smart Door Lock

- Time-free and outside LCD touch screen & electronic code pad
- Accelerometer detects whether door is open or close
- Internal Speaker, Internal noise canceling microphone

Home Security System

- Watch live from anywhere & anytime
- Automatically changes modes when you enter and leave your home
- When motion is detected, alerts are send to your phone

Smart Switches

- Light your home the way you want.
- The Wi-Fi enabled smart switch allows you to turn lights on and off from anywhere.
- It works with your existing Wi-Fi network and anywhere

Smoke & CO Detector

- Voice alarms with custom location
- Detects carbon monoxide
- Head-Up alerts, Nightly Preview, Push light
- Occupancy sensor, 120° field of view

Smart LED Bulbs

- Turn lights on, off or dim individually or as a group — from anywhere
- Create custom schedules and control for your LED lights individually or as a group
- Simulated Occupancy feature turns your lights on and off automatically making it look like you're home

Smart Lightening System

- Play with light and choose from 16 million colors to match the light to your mood
- Sync lights with movies & music
- Ease your sleeping routine and wake up gently for a fresh start of each day

Gas & CO Sensor

- Protect Your Home from Dangerous Gas Leaks
- Intelligent Detect Suspicious Heat from
- Support Gesture Intelligent Alerts

Occupancy Sensors

- Automatically turn lights on when you enter a room and off when you leave
- Sensor watches passive infrared (PIR) or dual-tech eye sensing module
- Provide coverage for major rooms as 2 line motion

1. All natural FIVE elements VIZ., Air, Water, Earth, Fire & Either have been acquired in ABUNDANCE IN design features

This is the only project in Greater Noida West which ensures the natural air (following air) is in all the flats and in all the homes by its very design.

Air

Water : Lake created in front of the Towers is bringing impact of Oasis in a desert of Concrete Jungle.

Water

Three sided open plot having 2.5 Acres of Central park will have 1600 Trees Planted in the names of the mother of the family.

Earth

Directional positioning of all towers brings maximum positive energy level as per Vastu.

Fire

Green Area declared within and outside the project brings enough space for the residents to deliver health as an inheritance for their generations to come.

Either

2. No Tower has shadow on the other sixteen falling to stop the Sunlight. Each Flat is three side open for perfect confidentiality & Private living
3. Water supplied will be potable which will not only protect health of residents but will also of equipment in the household viz. Fittings & Geysers
4. Location is 800 Meters from upcoming 14 Lane Highway on NH24, 1.5 Kms from NH 51. Metro 1.5 Kms backed by Feeder Busses.
5. Smart Homes with Opti Fibre Netwrok for integration of TV,Net,Telephony and phone handset remote controlled home automation concept homes.

Lifestyle Statement

- The First Lake City in NCR
- 3 Side Open corner plot
- 2.5 acres of central green
- Parking space for 3000 cars against the 1500 accomodations
- Podium based architecture
- Business lounge for external meetings.

- Centralized Water treatment plant for potable water.
- Sewage Treatment plant.
- Swimming pool and Club house for residents
- Amphi-theatre for Society function
- Commercial complex at the entrance
- Dual elevator in each tower
- Quality product, finest material and fastest construction

Call : 9540644444, 9540744444

W : www.rajyasabhachs.org

E : membership@rajyasabhachs.org

Construction Partner

RUDRA
Lifestyle Statements

Member

CREDAI



RUDRA
Lifestyle Statements

RUDRA
UNO

SECTOR-150, NOIDA



₹74.25 Lac

Unit size (1650, 3BHK.)

All inclusive

Best Project
in Noida

Contact for more info:

9560895664

RUDRA

Lifestyle Statements

Apac Buildtech Private Limited

Regd. Office: D-53, Okhla Phase-I, New Delhi

Corp. Office: A-66, Sector-63, Noida. • Tel.: 0120-4769999

• Site Office: Plot No-SC-01/B6, Sports city, Sector 150, Noida (U.P.)

Contact: 99993 74018

Email: rbd@rudrabuildwell.com • www.rudrabuildwell.com

ARCHITECT

BAA

**BHATNAGAR
AND
ASSOCIATES**



Project From Rudra
a
Member
of
CREDAI

Approved Banks



Proposed Banks



RUDRA



SECTOR-150, NOIDA





**DEDICATED
TOWER
FOR DOCTOR**

**SPACIOUS
& INVITING
GOLFVIEW
APARTMENTS**



A COMPLETE HOME AUTOMATION

Lifestyle Statements

- ◆ Modern Living
- ◆ Three Tier on Express Way, Noida
- ◆ 24 Hour Security
- ◆ Picturesque Golf Course Parks
- ◆ Ample Power Backup
- ◆ Smart Towers
- ◆ High Speed Elevators
- ◆ Smart Rooms, Kitchen & Toilets
- ◆ Two Parking Per Flat

SMART HOME FEATURES



SMART DOOR LOCK



SMART OCCUPANCY SENSOR



SMART BULB & LIGHTS



SMART SECURITY DEVICE



SMART GAS SENSOR



SMART SWITCHES SENSOR



SMART SMOKE SENSOR



Unit Size

1750sq.ft.

3 BHK + Study + 3 Toilet

If Interested Please Whatsapp :

Name :

Phone :

E. mail :

Call for more info: 9560895660/61

Official Banking Partner for Home Loan



PRESENTS **SMART** DIGITAL HOMES

LIVE IN SMART SOCIETY & SMART HOME


Road Map

- ▶ Proposed Metro Station from Pari Chowk - 10 Min.
- ▶ From International Airport - 80 Min.
- ▶ From New Delhi Railway Station - 60 Min.
- ▶ From Sec-18, Noida - 25 Min.
- ▶ From Yamuna Expressway - 5 Min.
- ▶ From City Centre Metro Station - 12 Min.





PRESENTS SMART DIGITAL HOMES



Noida's First SMART Digital Society and Homes

- ▶ 3 Tier Security | Computerized Visitor Management | Time Based | Smart Cards Entry |
- ▶ Internal Tracking | Visitor Photo | E-mail Alerts | Mobile Notifications | Online Surveillance
- ▶ The Lake of 1Km. (approx) length with 60 feet on widest side.
- ▶ 3 side open plot facing green belt in concrete jungle of Noida Extension.
- ▶ Podium based most modern architecture.
- ▶ One of the best open layout : sunlight and fresh air assured in all 1400 flats.
- ▶ Centralized Water Treatment Plant removing high acid salts, damaging human health on consumption and CP sanitary fittings.
- ▶ Mechanized car washing system, optical fibre connected flats and business lounge.
- ▶ IGBC & GRIHA Certified Green Building Project with Gold Standards and rating.
- ▶ 1492 trees to be planted in the name of mothers of the flat owners as memories forever.

LIVE LIFE.....DIGITAL STYLE

1st time in
Greater
Noida

The Lake City with SMART DIGITAL HOMES



RUDRA
AQUACASA
The First Lake City
2, 3 & 4 BHK LIFESTYLE APARTMENTS
GH 05A, SECTOR 16, GREATER NOIDA (WEST)

Unit size -

1320 sq.ft
2BHK + Study

Contact for more info: **9540644444, 9540744444**